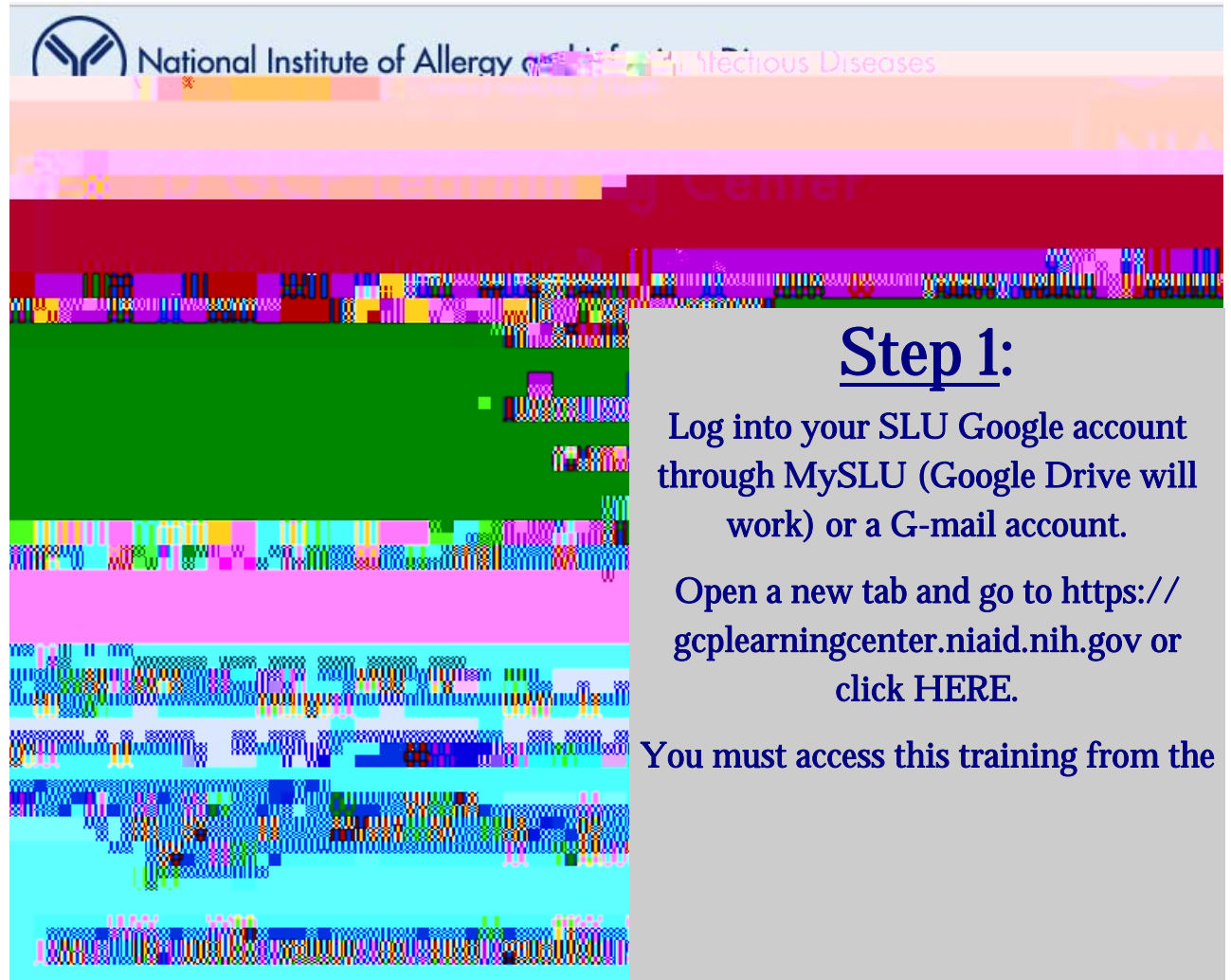


# Registering for NIAID GCP Training

## New Users

The image shows a screenshot of the NIAID GCP Training Center website header. At the top left is the NIAID logo, a stylized 'Y' inside a circle. To its right is the text 'National Institute of Allergy and Infectious Diseases'. Below this is a navigation bar with several menu items, including 'Home', 'About Us', 'Contact Us', 'FAQ', 'GCP Training Center', and 'GCP Training Center'. The background of the header is a light blue and white gradient.

**Step 1:**

Log into your SLU Google account through MySLU (Google Drive will work) or a G-mail account.

Open a new tab and go to <https://gcplearningcenter.niaid.nih.gov> or click [HERE](#).


You must access this training from the



## STEP 2:

Under the Account Type menu, select "Social Login/OpenID".

Remember: You must be logged into a Google account (SLU or other) to access this course (unless you have been given other access instructions or otherwise have permissions to access).



### STEP 3:

On the new drop down menu that appears, select “Google”.

Then click “Continue”.

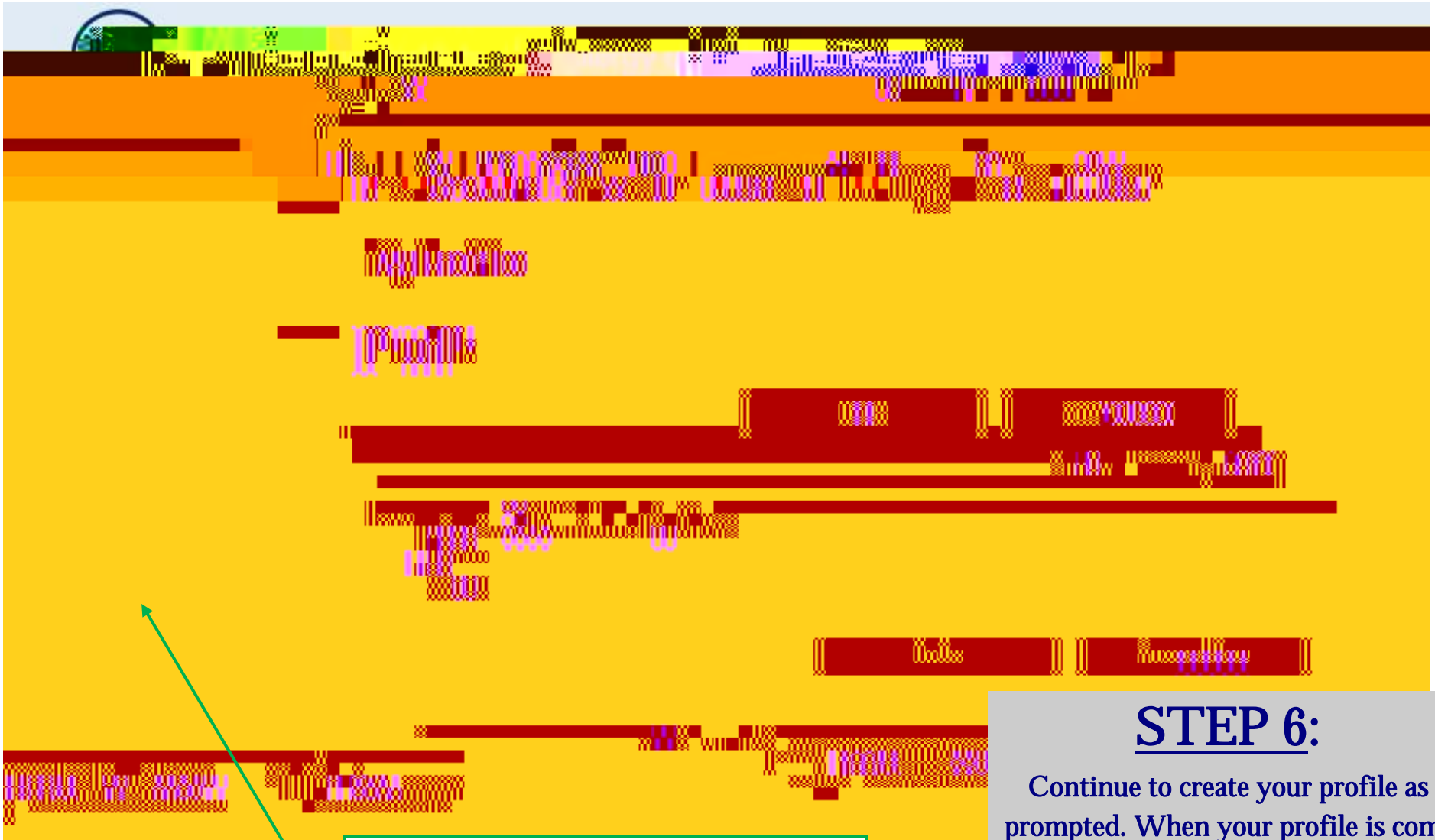


**STEP 4:**  
When prompted, click "Allow".



## STEP 5:

Begin your registration by entering your first and last name.



Answer the questions honestly. You do not have to work for the NIAID to complete this course, it is a free course open to the public.

## STEP 6:

Continue to create your profile as prompted. When your profile is completed you will be taken to the main menu to start the GCP course.

If you have any questions, please contact the IRB at (314) 977-7744 or [irb@slu.edu](mailto:irb@slu.edu).