

August 2022 Saint Louis University/YouGov Poll Results

Dr. Steven Rogers SLU/YouGov Poll Director steven.rogers@slu.edu	Dr. Kenneth Warren SLU/YouGov Poll Associate Director kenneth.warren@slu.edu	Dr. Evan Rhinesmith SLU/YouGov Poll Associate Director evan.rhinesmith@slu.edu
---	---	---

Saint Louis University and YouGov surveyed 900 likely Missouri voters from August 8 to August 16 about the Missouri U.S. Senate race, current political issues, abortion policy, to define university-wide strategic research priorities sponsored by the Saint Louis University Research Institute. The Big Ideas competition provides funding to research initiatives that demonstrate broad faculty engagement, strong leadership and compelling research plans.

Methodology and Weighting

YouGov interviewed 1,228 respondents who were then matched down to a sample of 900 to produce the final dataset. The respondents were matched to a sampling frame on gender, age, race, and education. The frame was constructed by stratified sampling from the full 2019 American Community Survey (ACS) 1-year sample with selection within strata by weighted sampling with replacements (using the person weights on the public use file).


The matched cases were weighted to the sampling frame using propensity scores. The matched cases and the frame were combined and a logistic regression was estimated for inclusion in the frame. The propensity score function included age, gender, race/ethnicity, years of education, and region. The propensity scores were grouped into deciles of the estimated propensity score in the frame and post-stratified according to these deciles.

The weights were then post-stratified on 2016 and 2020 Presidential vote choice, and a four-way stratification of gender (4-categories), age (4-categories), race (4-categories), and education (4-categories) to produce the final weight.

Poll Questions and Page Numbers for Results

Do you approve or disapprove of the way each is doing their job...Joe Biden?	4
Do you approve or disapprove of the way each is doing their job...The US Congress?	5
Do you approve or disapprove of the way each is doing their job...The US Supreme Court?	6
Do you approve or disapprove of the way each is doing their job...The Missouri State Legislature?	7
Do you approve or disapprove of the way each is doing their job...Governor Mike Parson?	8
Do you approve or disapprove of the way each is doing their job...Senator Roy Blunt?	9
Do you approve or disapprove of the way each is doing their job...Senator Josh Hawley?	10
If the election for U.S. Senator in Missouri were being held today, who would you vote for?	11
Recently, Independent candidate John Wood led signatures seeking to qualify to be on the ballot for U.S. Senator in Missouri. Now adding John Wood to the list of candidates for U.S. Senator in Missouri, who would you vote for?	12
Which of the following do you think should be the TOP priority of the Missouri state government?	13

Do you think it should be possible for a woman to legally obtain an abortion in the state of Missouri...in cases of incest?	33
Do you think it should be possible for a woman to legally obtain an abortion in the state of Missouri...when the woman's life is endangered by the pregnancy?	34
Do you think it should be possible for a woman to legally obtain an abortion in the state of Missouri...when there is a strong chance of the baby having a physical or mental disability?	35
Do you think it should be possible for a woman to legally obtain an abortion in the state of Missouri...when the baby is diagnosed with a disorder resulting in little or no life expectancy?	36
Do you think it should be possible for a woman to legally obtain an abortion in the state of Missouri...when the woman wants an abortion for any reason?	37
Missouri Attorney General Eric Schmitt has the discretion to try to criminalize a Missouri woman going to another state to receive an abortion. Do you think a Missouri woman should be criminally prosecuted for receiving an abortion in another state?	38
If an initiative were put on a Missouri ballot to reverse the new ban on abortions in Missouri, making it legal for women to receive an abortion in Missouri, how would you vote?	39
Recently, Governor Mike Parson signed into law a bill that provides grants for one year to assist school districts in raising minimum starting teacher salaries from \$25,000 to \$38,000. The state program funds 70% of the cost of the raise, with the remaining 30% paid for by local districts. Would you support a law that made this state assistance permanent?	40
Do you agree or disagree with the following statements?...Allow students to enroll in public schools outside of their assigned school district.	41
Do you agree or disagree with the following statements?...Public charter schools should be allowed to operate in all parts of the state.	42
Do you agree or disagree with the following statements?...The state government should fund pre-kindergarten education.	43
Do you agree or disagree with the following statements?...The federal government should forgive up to \$10,000 in student loan debt for those with federal debt.	44
Allow individuals who have not yet completed their training or earned a teacher certification to teach.	45
Amid the COVID-19 pandemic, schools have been provided federal funding to provide free meals to all public school students. Previously, free meals were provided only to low-income students. Which approach do you support?	46





Do you approve or disapprove of the way each is doing their job...The US Supreme Court?

Response	Full Result	Gender		Age				Race		
		Men	Women	18 - 29	30 - 44	45 - 64	65+	Whites	Blacks	All Non-whites
Strongly approve	9%	12%	7%	1%	8%	9%	14%	10%	3%	4%
Approve	36%	36%	36%	15%	37%	38%	42%	36%	37%	36%
Disapprove	21%	16%	25%	42%	22%	19%	13%	21%	11%	19%
Strongly disapprove	30%	33%	27%	37%	32%	27%	28%	29%	39%	34%
Not sure	4%	3%	5%	5%	2%	7%	2%	4%	10%	6%



Do you approve or disapprove of the way each is doing their job...The Missouri State Legislature?

Response	Full Result	Gender		Age				Race		
		Men	Women	18 - 29	30 - 44	45 - 64	65+	Whites	Blacks	All Non-whites
Strongly approve	4%	6%	3%	4%	2%	4%	6%	4%	3%	3%
Approve	42%	39%	45%	10%	43%	46%	49%	43%	39%	37%
Disapprove	20%	21%	19%	26%	26%	21%	12%	21%	11%	10%
Strongly disapprove	24%	28%	20%	33%	23%	21%	24%	23%	31%	31%
Not sure	10%	5%	13%	27%	6%	8%	8%	9%	15%	18%
Unweighted N	453	195	258	38	105	182	128	403	32	50

Response	Party			Income		
	Democrats	Republicans	Independents	Below \$50k	Btwn. \$50k and \$100k	Above \$100k
Strongly approve	2%	8%	3%	5%	4%	4%
Approve	16%	67%	39%	39%	44%	44%
Disapprove	25%	10%	31%	24%	16%	18%
Strongly disapprove	49%	1%	24%	21%	29%	24%
Not sure	8%	13%	4%	11%	7%	10%
Unweighted N	151	172	102	186	139	92

Response	Education				Region					
	High School	Some Col.	4-Year Col.	Post-Grad	StL	KC	NW MO	NE MO	SW MO	SE MO
Strongly approve	5%	1%	3%	10%	5%	2%	*	7%	5%	4%
Approve	42%	46%	44%	33%	39%	36%	*	38%	48%	59%
Disapprove	25%	17%	12%	27%	31%	16%	*	17%	12%	14%
Strongly disapprove	16%	23%	34%	25%	20%	34%	*	17%	28%	9%
Not sure	12%	12%	7%	6%	5%	12%	*	21%	8%	14%
Unweighted N	145	151	96	61	124	107	25	43	100	54

The sample size for this question is 453. The margin of error for the full results for this question is 5.83%.



Do you approve or disapprove of the way each is doing their job...Governor Mike Parson?

Response	Full Result	Gender		Age				Race		
		Men	Women	18 - 29	30 - 44	45 - 64	65+	Whites	Blacks	All Non-whites
Strongly approve	11%	13%	9%	4%	9%	12%	13%			



Do you approve or disapprove of the way each is doing their job...Senator Roy Blunt?

Response	Full Result	Gender		Age				Race		
		Men	Women	18 - 29	30 - 44	45 - 64	65+	Whites	Blacks	All Non-whites
Strongly approve	6%	8%	4%	4%	5%	6%	6%	6%	2%	4%
Approve	29%	26%	33%	16%	28%	33%	31%	30%	17%	23%
Disapprove	29%	30%	28%	39%	31%	27%	27%	28%	40%	36%
Strongly disapprove	27%	28%	26%	17%	26%	27%	32%	27%	26%	26%
Not sure	9%	8%	9%	24%	9%	7%	4%	8%	14%	11%
Unweighted N	900	409	491	79	200	370	251	783	76	117

6

Response	Party			Income		
	Democrats	Republicans	Independents	Below \$50k	Btwn. \$50k and \$100k	Above \$100k
Strongly approve	2%	11%	4%	6%	6%	5%
Approve	11%	44%	33%	27%	32%	33%
Disapprove	35%	22%	31%	28%	31%	30%
Strongly disapprove	42%	13%	28%	27%	26%	24%
Not sure	9%	10%	5%	12%	5%	7%
Unweighted N	282	350	209	378	274	174

Response	Education				Region					
	High School	Some Col.	4-Year Col.	Post-Grad	StL	KC	NW MO	NE MO	SW MO	SE MO
Strongly approve	10%	4%	4%	5%	5%	5%	8%	3%	10%	4%
Approve	23%	32%	30%	36%	27%	29%	37%	26%	30%	34%
Disapprove	27%	31%	28%	32%	30%	27%	30%	33%	28%	28%
Strongly disapprove	32%	23%	28%	24%	29%	29%	21%	23%	26%	26%
Not sure	9%	11%	10%	2%	9%	9%	5%	15%	6%	8%
Unweighted N	280	301	202	117	263	199	45	88	205	100



Do you approve or disapprove of the way each is doing their job...Senator Josh Hawley?

Response	Full Result	Gender		Age				Race		
		Men	Women	18 - 29	30 - 44	45 - 64	65+	Whites	Blacks	All Non-whites
Strongly approve	24%	29%	20%	8%	11%	29%	33%	26%	10%	14%
Approve	22%	21%	23%	13%	22%	25%	23%	23%	7%	20%
Disapprove	9%	7%	11%	21%	10%	10%	3%	8%	15%	13%
Strongly disapprove	35%	36%	34%	33%	43%	30%	37%	34%	46%	38%
Not sure	10%	8%	12%	25%	15%	7%	4%	9%	23%	15%
Unweighted N	900	409	491	79	200	370	251	783	76	117

10

Response	Party			Income		
	Democrats	Republicans	Independents	Below \$50k	Btwn. \$50k and \$100k	Above \$100k
Strongly approve	2%	47%	21%	20%	26%	28%
Approve	8%	35%	19%	20%	22%	21%
Disapprove	12%	6%	10%	14%	8%	3%
Strongly disapprove	69%	4%	41%	35%	35%	39%
Not sure	9%	7%	9%	11%	10%	9%
Unweighted N	282	350	209	378	274	174

Response	Education				Region					
	High School	Some Col.	4-Year Col.	Post-Grad	StL	KC	NW MO	NE MO	SW MO	SE MO
Strongly approve	22%	26%	25%	22%	21%	21%	27%	22%	31%	25%
Approve	27%	24%	19%	14%	19%	18%	16%	17%	31%	29%
Disapprove	8%	9%	11%	8%	9%	5%	27%	20%	4%	7%
Strongly disapprove	31%	29%	41%	45%	42%	39%	26%	29%	28%	33%
Not sure	12%	12%	4%	10%	9%	17%	4%	13%	6%	7%
Unweighted N	280	301	202	117	263	199	45	88	205	100



Which of the following do you think should be the TOP priority of the Missouri state government?

Response	Full Result	Gender		Age				Race		
		Men	Women	18 - 29	30 - 44	45 - 64	65+	Whites	Blacks	All Non-whites
Economy	51%	50%	51%	40%	49%	57%	46%	50%	47%	52%
Health care	16%	16%	17%	34%	17%	14%	12%	16%	19%	18%
Education	11%	10%	12%	7%	12%	10%	12%	11%	9%	8%
Infrastructure	14%	19%	10%	12%	14%	12%	19%	15%	16%	13%
Other	8%	6%	10%	7%	8%	6%	11%	8%	9%	9%
Unweighted N	900	409	491	79	200	370	251	783	76	117

13

Response	Party			Income		
	Democrats	Republicans	Independents	Below \$50k	Btwn. \$50k and \$100k	Above \$100k
Economy	27%	70%	52%	54%	51%	44%
Health care	35%	5%	12%	22%	13%	11%
Education	14%	6%	15%	6%	14%	17%
Infrastructure	13%	13%	16%	10%	15%	23%
Other	11%	5%	5%	8%	7%	6%
Unweighted N	282	350	209	378	274	174

Response	Education				Region					
	High School	Some Col.	4-Year Col.	Post-Grad	StL	KC	NW MO	NE MO	SW MO	SE MO
Economy	58%	52%	44%	39%	47%	48%	49%	53%	50%	61%
Health care	15%	20%	16%	10%	19%	17%	10%	14%	17%	12%
Education	8%	9%	14%	19%	14%	9%	14%	10%	10%	9%
Infrastructure	11%	10%	18%	26%	12%	21%	19%	15%	16%	2%
Other	8%	8%	8%	6%	7%	5%	8%	8%	6%	16%
Unweighted N	280	301	202	117	263	199	45	88	205	100



How would you rate the following...The Economy in the State of Missouri?

Response	Full Result	Gender		Age				Race		
		Men	Women	18 - 29	30 - 44	45 - 64	65+	Whites	Blacks	All Non-whites
Excellent	1%	2%	0%	0%	1%	1%	3%	1%	5%	3%
Good	14%	15%	12%	5%	8%	15%	20%	14%	12%	12%
Fair	53%	55%	51%	43%	57%	54%	54%	55%	32%	40%
Poor	30%	26%	35%	48%	31%	31%	22%	28%	51%	45%
Not sure	2%	1%	2%	4%	3%	0%	2%	2%	1%	058 Td [(4%)-2632(3% Poor 30%



How would you rate the following...Public Schools in your community?

Response	Full Result	Gender		Age				Race			
		Men	Women	18 - 29	30 - 44	45 - 64	65+	Whites	Blacks	All Non-whites	
Excellent	6%	4%	9%	8%	4%	8%	6%	6%	10%	8%	
Good	33%	32%	33%	18%	36%	29%	40%	36%	8%	12%	
Fair	35%	38%	32%	42%	28%	35%	37%	34%	36%	39%	12%



How would you rate the following...Crime in your community?


Response	Full Result	Gender		Age				Race		
		Men	Women	18 - 29	30 - 44	45 - 64	65+	Whites	Blacks	All Non-whites
Excellent	7%	8%	5%	19%	4%	6%	4%	7%	0%	5%
Good	27%	25%	30%	17%	39%	22%	29%	29%	12%	16%
Fair	35%	34%	36%	37%	29%	36%	40%	37%	17%	24%
Poor	29%	31%	27%	26%	27%	34%	25%	25%	72%	55%
Not sure	2%	1%	2%	1%	1%	2%	2%	2%	0%	0%
Unweighted N	453	195	258	38	105	182	128	403	32	50

18

Response	Party			Income		
	Democrats	Republicans	Independent	Below \$50k	Btwn. \$50k and \$100k	Above \$100k
Excellent	5%	8%	7%	6%	6%	8%
Good	20%	33%	24%	19%	31%	38%
Fair	37%	31%	36%	39%	35%	29%
Poor	35%	25%	32%	34%	27%	25%
Not sure	2%	2%	0%	2%	1%	0%
Unweighted N	151	172	102	186	139	92

Response	Education				Region					
	High School	Some Col.	4-Year Col.	Post-Grad	StL	KC	NW MO	NE MO	SW MO	SE MO
Excellent	10%	8%	4%	1%	5%	1%	*	21%	7%	5%
Good	15%	29%	32%	41%	23%	36%	*	13%	30%	31%
Fair	43%	32%	35%	29%	33%	28%	*	57%	33%	49%
Poor	29%	29%	28%	28%	39%	35%	*	7%	27%	12%
Not sure	3%	1%	1%	0%	1%	0%	*	3%	3%	2%
Unweighted N	145	151	96	61	124	107	25	43	100	54

The sample size for this question is 453. The margin of error for the full results for this question is 5.83%.




How would you rate the following...Law enforcement in your community?

Response	Full Result	Gender		Age				Race		
		Men	Women	18 - 29	30 - 44	45 - 64	65+	Whites	Blacks	All Non-whites
Excellent	14%	13%	15%	5%	5%	15%	22%	16%	1%	2%
Good	38%	38%	38%	15%	29%	46%	42%	41%	26%	23%
Fair	26%	30%	21%	33%	33%	18%	28%	24%	26%	33%
Poor	21%	17%	25%							



How would you rate the following...Race relations in your community?

Response	Full Result	Gender		Age				Race		
		Men	Women	18 - 29	30 - 44	45 - 64	65+	Whites	Blacks	All Non-whites
Excellent	9%	9%	8%	7%	7%	9%	9%	9%	6%	6%
Good	36%	40%	33%	22%	28%	39%	46%	38%	16%	24%
Fair	31%	29%	32%	33%	34%	31%	25%	31%	23%	25%
Poor	19%	19%	19%	30%	25%	17%	12%	15%	50%	41%
Not sure	6%	3	7%	9%	9%					



How would you rate the following...Your physical health in the last month?

Response	Full Result	Gender		Age				Race		
		Men	Women	18 - 29	30 - 44	45 - 64	65+	Whites	Blacks	All Non-whites
Excellent	16%	20%	14%	15%	25%	14%	13%	18%	4%	5%
Good	46%	41%	50%	45%	33%	51%	51%	47%	37%	40%
Fair	27%	25%	28%	33%	25%	23%	31%	25%	36%	39%
Poor	10%	14%	7%	3%	16%	12%	6%	10%	23%	16%
Not sure	1%	0%	1%	4%	0%	0%	0%	1%	0%	0%



How would you rate the following...Your mental health in the last month?

Response	Full Result	Gender		Age				Race		
		Men	Women	18 - 29	30 - 44	45 - 64	65+	Whites	Blacks	All Non-whites
Excellent	21%	29%	14%	6%	23%	23%	24%	22%	23%	19%
Good	47%	43%	51%	40%	45%	46%	55%	47%	44%	50%
Fair	21%	19%	23%	28%	22%	21%	19%	21%	27%	23%
Poor	10%	8%	11%	26%	11%	11%	3%	10%	5%	8%
Not sure	0%	0%	0%	0%	0%	0%	0%	0%	0%	0%
Unweighted N	453	195	258	38	105	182	128	403	32	50

22

Response	Party			Income		
	Democrats	Republicans	Independents	Below \$50k	Btwn. \$50k and \$100k	Above \$100k
Excellent	16%	24%	27%	18%	20%	32%
Good	42%	47%	48%	39%	48%	57%
Fair	26%	23%	16%	30%	20%	9%
Poor	16%	6%	9%	13%	12%	2%
Not sure	0%	0%	0%	0%	0%	0%
Unweighted N	151	172	102	186	139	92

Response	Education				Region					
	High School	Some Col.	4-Year Col.	Post-Grad	StL	KC	NW MO	NE MO	SW MO	SE MO
Excellent	20%	18%	22%	30%	23%	18%	*	23%	20%	20%
Good	45%	46%	50%	52%	49%	54%	*	53%	36%	52%
Fair	23%	27%	18%	12%	22%	22%	*	17%	27%	19%
Poor	12%	10%	10%	6%	6%	5%	*	7%	18%	10%
Not sure	0%	0%	0%	0%	0%	0%	*	0%	0%	0%
Unweighted N	145	151	96	61	124	107	25	43	100	54

The sample size for this question is 453. The margin of error for the full results for this question is 5.83%.



How would you rate the following...Roads and infrastructure in the State of Missouri?

Response	Full Result	Gender		Age				Race		
		Men	Women	18 - 29	30 - 44	45 - 64	65+	Whites	Blacks	All Non-whites
Excellent	2%	2%	2%	6%	1%	3%	0%	1%	0%	6%
Good	18%	16%	19%	11%	21%	15%	21%	18%	6%	11%
Fair	45%	46%	44%	51%	36%	45%	50%	46%	28%	34%
Poor	35%	36%	33%	33%	40%	37%	28%	33%	66%	49%
Not sure	1%	0%	1%	0%	2%	1%	0%	1%	0%	0%
Unweighted N	453	195	258	38	105	182	128	403	32	50

Response	Party			Income		
	Democrats	Republicans	Independents	Below \$50k	Btwn. \$50k and \$100k	Above \$100k
Excellent	1%	2%	4%	2%	3%	0%
Good	13%	25%	13%	18%	20%	13%
Fair	43%	46%	49%	41%	41%	55%
Poor	42%	26%	34%	37%	36%	32%
Not sure	1%	2%	0%	2%	0%	0%
Unweighted N	151	172	102	186	139	92



Do you agree or disagree with the following statements...The United States is on the right track and headed in a good direction?

Response	Full Result	Gender		Age				Race		
		Men	Women	18 - 29	30 - 44	45 - 64	65+	Whites	Blacks	All Non-whites
Agree	15%	16%	14%							




Do you agree or disagree with the following statements...The State of Missouri is on the right track and headed in a good direction?

Response	Full Result	Gender		Age				Race		
		Men	Women	18 - 29	30 - 44	45 - 64	65+	Whites	Blacks	All Non-whites
Agree	33%	40%	25%	17%	18%	38%	41%	38%	8%	7%
Disagree	51%	43%	60%	81%	56%	45%	44%	47%	78%	71%
Not Sure	16%	17%	15%	2%	25%	16%	15%	15%	15%	22%
Unweighted N	447	214	233	41	95	188	123	380	44	67

Response	Party			Income		
	Democrats	Republicans	Independent	Below \$50k	Btwn. \$50k and \$100k	Above \$100k
Agree	5%	61%	26%	27%	36%	32%
Disagree	82%	26%	51%	53%	54%	53%
Not Sure	13%	13%	23%	20%	11%	15%
Unweighted N	131	178	107	192	135	82

Response	Education				Region					
	High School	Some Col.	4-Year Col.	Post-Grad	StL	KC	NW MO	NE MO	SW MO	SE MO
Agree	34%	36%	27%	33%	22%	31%	*	39%	39%	36%
Disagree	48%	48%	57%	56%	62%	53%	*	47%	40%	53%
Not Sure	18%	16%	16%	11%	15%	16%	*	15%	20%	11%
Unweighted N	135	150	106	56	139	92	20	45	105	46

The sample size for this question is 447. The margin of error for the full results for this question is 5.93%.





Do you agree or disagree with the following statements... Missouri should require a background check for all rearm sales?

Response	Full Result	Gender		Age				Race		
		Men	Women	18 - 29	30 - 44	45 - 64	65+	Whites	Blacks	All Non-whites
Agree	76%	69%	83%	86%	73%	73%	79%	77%	80%	70%
Disagree	16%	25%	7%							



Do you agree or disagree with the following statements... Allowing transgender student athletes to play on sports teams that match their gender identity, rather than the gender they were assigned at birth?

Response	Full Result	Gender		Age				Race		
		Men	Women	18 - 29	30 - 44	45 - 64	65+	Whites	Blacks	All Non-whites
Agree	22%	23%	21%	58%	27%	17%	12%	21%	33%	29%
Disagree	65%	70%	61%	28%	51%	74%	78%	67%	52%	57%
Not Sure	13%	7%	18%	14%	22%	10%	10%	12%	15%	14%
Unweighted N	447	214	233	41	95	188	123	380	44	67

Response	Party			Income		
	Democrats	Republicans	Independent	Below \$50k	Btwn. \$50k and \$100k	Above \$100k
Agree	46%	5%	20%	24%	22%	22%
Disagree	31%	91%	64%	60%	65%	68%
Not Sure	23%	3%	16%	15%	13%	10%
Unweighted N	131	178	107	192	135	82

Response	Education				Region					
	High School	Some Col.	4-Year Col.	Post-Grad	StL	KC	NW MO	NE MO	SW MO	SE MO
Agree	18%	23%	21%	34%	27%	20%	*	32%	19%	15%
Disagree	74%	64%	63%	50%	54%	70%	*	63%	72%	70%
Not Sure	8%	13%	16%	17%	19%	10%	*	5%	8%	15%
Unweighted N	135	150	106	56	139	92	20	45	105	46

The sample size for this question is 447. The margin of error for the full results for this question is 5.93%.



In June, the United States Supreme Court overturned Roe v Wade, the landmark ruling that established the constitutional right to abortion in the United States during the first two trimesters of pregnancy. Do you agree or disagree with this Supreme Court ruling?

Response	Full Result	Gender		Age				Race		
		Men	Women	18 - 29	30 - 44	45 - 64	65+	Whites	Blacks	All Non-whites
Strongly Agree	31%	33%	29%	10%	22%	33%	43%	33%	17%	15%
Agree	16%	15%	16%	11%	23%	13%	15%	16%	13%	16%
Disagree	12%	11%	13%	11%	16%	14%	6%	12%	15%	13%
Strongly Disagree	38%	37%	38%	65%	34%	33%	35%	37%	49%	44%
Not sure	4%	4%	4%	3%	5%	6%	0%	3%	6%	12%
Unweighted N	453	195	258	38	105	182	128	403	32	50

Response	Party			Income		
	Democrats	Republicans	Independents	Below \$50k	Btwn. \$50k and \$100k	Above \$100k
Strongly Agree	4%	58%	36%	28%	33%	33%
Agree	7%	17%	15%	9%	16%	21%
Disagree	7%	12%	20%	15%	7%	14%
Strongly Disagree	80%	7%	27%	44%	37%	29%
Not sure	2%	7%	3%	3%	6%	3%
Unweighted N	151	172	102	186	139	92

Response	Education				Region					
	High School	Some Col.	4-Year Col.	Post-Grad	StL	KC	NW MO	NE MO	SW MO	SE MO
Strongly Agree	33%	32%	23%	36%	32%	14%	*	37%	39%	42%
Agree	14%	14%	17%	23%	7%	24%	*	17%	10%	24%
Disagree	10%	14%	13%	11%	19%	9%	*	12%	10%	6%
Strongly Disagree	40%	36%	42%	30%	35%	52%	*	29%	38%	25%
Not sure	5%	3%	6%	1%	6%	1%	*	6%	2%	3%
Unweighted N	145	151	96	61						



Do you think it should be possible for a woman to legally obtain an abortion in the state of Missouri...in the first 8 weeks of the pregnancy?

Response	Full Result	Gender		Age				Race		
		Men	Women	18 - 29	30 - 44	45 - 64	65+	Whites	Blacks	All Non-whites
Agree	58%	55%	61%	82%	61%	54%	51%	56%	69%	71%
Disagree	32%	31%	32%	17%	28%	33%	40%	34%	18%	19%
Not Sure	10%	14%	7%	1%	11%	13%	10%	10%	13%	10%
Unweighted N	900	409	491	79	200	370	251	783	76	117

Response	Party			Income		
	Democrats	Republicans	Independent	Below \$50k	Btwn. \$50k and \$100k	Above \$100k
Agree	91%	32%	58%	60%	54%	62%
Disagree	5%	55%	29%	31%	32%	31%
Not Sure	4%	13%	13%	9%	14%	7%
Unweighted N	282	350	209	378	274	174

Response	Education				Region					
	High School	Some Col.	4-Year Col.	Post-Grad	StL	KC	NW MO	NE MO	SW MO	SE MO
Agree	53%	57%	59%	69%	69%	60%	60%	62%	52%	36%
Disagree	37%	32%	29%	26%	26%	30%	35%	23%	38%	46%
Not Sure	10%	11%	13%	4%	6%	9%	6%	16%	10%	19%
Unweighted N	280	301	202	117	263	199	45	88	205	100



Do you think it should be possible for a woman to legally obtain an abortion in the state of Missouri...in the first 15 weeks of the pregnancy?

Response	Full Result	Gender		Age				Race		
		Men	Women	18 - 29	30 - 44	45 - 64	65+	Whites	Blacks	All Non-whites
Agree	40%	41%	40%	68%	43%	36%	33%	39%	37%	46%
Disagree	46%	45%	46%	24%	37%	47%	59%	47%	42%	36%
Not Sure	14%	14%	14%	8%	19%	17%	7%	13%	22%	18%
Unweighted N	900	409	491	79	200	370	251	783	76	117


Response	Party			Income		
	Democrats	Republicans	Independent	Below \$50k	Btwn. \$50k and \$100k	Above \$100k
Agree	74%	13%	42%	42%	37%	46%
Disagree	16%	74%	40%	44%	47%	43%
Not Sure	10%	13%	18%	14%	16%	11%
Unweighted N	282	350	209	378	274	174

Response	Education				Region					
	High School	Some Col.	4-Year Col.	Post-Grad	StL	KC	NW MO	NE MO	SW MO	SE MO
Agree	33%	41%	42%	52%	48%	46%	37%	44%	39%	15%
Disagree	52%	47%	41%	36%	42%	41%	50%	37%	49%	63%
Not Sure	15%	12%	17%	12%	10%	12%	13%	19%	13%	22%
Unweighted N	280	301	202	117	263	199	45	88	205	100



Do you think it should be possible for a woman to legally obtain an abortion in the state of Missouri...in cases of rape?

Response	Full Result	Gender		Age				Race		
		Men	Women	18 - 29	30 - 44	45 - 64	65+	Whites	Blacks	All Non-whites
Agree	75%	78%	72%	84%	74%	78%	69%	75%	74%	76%
Disagree	14%	12%	15%	13%	16%	11%	15%	14%	16%	13%
Not Sure	11%	10%	13%							





Do you think it should be possible for a woman to legally obtain an abortion in the state of Missouri...when the woman's life is endangered by the pregnancy?

Response	Full Result	Gender		Age				Race		
		Men	Women	18 - 29	30 - 44	45 - 64	65+	Whites	Blacks	All Non-whites
Agree	87%	88%	86%	91%	85%	89%	85%	87%	89%	89%
Disagree	6%	5%	6%	4%	8%	5%	6%	6%	6%	6%
Not Sure	7%	7%	8%	5%	8%	6%	9%	8%	6%	4%
Unweighted N	900	409	491	79	200	370	251	783	76	117

Response	Party			Income		
	Democrats	Republicans	Independent	Below \$50k	Btwn. \$50k and \$100k	Above \$100k
Agree	97%	79%	88%	87%	88%	85%
Disagree	3%	11%	3%	7%	6%	5%
Not Sure	1%	10%	9%	6%	6%	11%
Unweighted N	282	350	209	378	274	174

Response	Education				Region					
	High School	Some Col.	4-Year Col.	Post-Grad	StL	KC	NW MO	NE MO	SW MO	SE MO
Agree	81%	92%	88%	89%	89%	88%	93%	89%	89%	74%
Disagree	7%	3%	8%	5%	7%	4%	7%	3%	7%	7%
Not Sure	12%	5%	4%	6%	4%	8%	0%	8%	5%	19%
Unweighted N	280	301	202	117	263	199	45	88	205	100



Do you think it should be possible for a woman to legally obtain an abortion in the state of Missouri...when there is a strong chance of the baby having a physical or mental disability?

Response	Full Result	Gender		Age				Race		
		Men	Women	18 - 29	30 - 44	45 - 64	65+	Whites	Blacks	All Non-whites
Agree	46%	47%	45%	68%	49%	42%	42%	45%	58%	53%
Disagree	31%	29%	33%	24%	32%	34%	29%	33%	19%	22%
Not Sure	23%	24%	22%	8%	19%	24%	29%	22%	24%	25%
Unweighted N	900	409	491	79	200	370	251	783	76	117

Response	Party			Income		
	Democrats	Republicans	Independent	Below \$50k	Btwn. \$50k and \$100k	Above \$100k
Agree	79%	23%	44%	49%	45%	45%
Disagree	9%	51%	27%	31%	33%	30%
Not Sure	12%	27%	29%	19%	21%	25%
Unweighted N	282	350	209	378	274	174

Response	Education				Region					
	High School	Some Col.	4-Year Col.	Post-Grad	StL	KC	NW MO	NE MO	SW MO	SE MO
Agree	45%	49%	41%	50%	51%	54%	46%	49%	43%	26%
Disagree	31%	28%	33%	34%	32%	28%	27%	19%	39%	34%
Not Sure	24%	22%	26%	16%	17%	18%	27%	32%	18%	40%
Unweighted N	280	301	202	117	263	199	45	88	205	100



Do you think it should be possible for a woman to legally obtain an abortion in the state of Missouri...when the baby is diagnosed with a disorder resulting in little or no life expectancy?

Response	Full Result	Gender		Age				Race		
		Men	Women	18 - 29	30 - 44	45 - 64	65+	Whites	Blacks	All Non-whites
Agree	65%	66%	64%	77%	68%	63%	62%	64%	71%	72%
Disagree	20%	19%	21%	13%	20%	20%	24%	21%	17%	15%
Not Sure	15%	15%	15%	11%	13%	18%	14%	15%	12%	13%
Unweighted N	900	409	491	79	200	370	251	783	76	117

Response	Party			Income		
	Democrats	Republicans	Independent	Below \$50k	Btwn. \$50k and \$100k	Above \$100k
Agree	90%	45%	66%	66%	63%	67%
Disagree	6%	32%	20%	18%	22%	22%
Not Sure	5%	23%	14%	15%	16%	11%
Unweighted N	282	350	209	378	274	174

Response	Education				Region					
	High School	Some Col.	4-Year Col.	Post-Grad	StL	KC	NW MO	NE MO	SW MO	SE MO
Agree	64%	67%	63%	67%	67%	70%	60%	66%	61%	61%
Disagree	22%	19%	19%	21%	18%	21%	30%	11%	24%	24%
Not Sure	14%	14%	18%	12%	15%	9%	10%	23%	15%	15%
Unweighted N	280	301	202	117	263	199	45			



Do you think it should be possible for a woman to legally obtain an abortion in the state of Missouri...when the woman wants an abortion for any reason?

Response	Full Result	Gender		Age				Race
		Men	Women	18 - 29	30 - 44	45 - 64	65+	



Missouri Attorney General Eric Schmitt has the discretion to try to criminalize a Missouri woman going to another state to receive an abortion. Do you think a Missouri woman should be criminally prosecuted for receiving an abortion in another state?

Response	Full Result	Gender		Age				Race		
		Men	Women	18 - 29	30 - 44	45 - 64	65+	Whites	Blacks	All Non-whites
Yes	11%	15%	8%	8%	18%	10%	9%	12%	8%	7%
No	81%	80%	82%	81%	79%	82%	82%	81%	77%	80%
Not sure	8%	5%	10%	11%	4%	8%	9%	7%	16%	13%
Unweighted N	453	195	258	38	105	182	128	403	32	50

Response	Party			Income		
	Democrats	Republicans	Independent	Below \$50k	Btwn. \$50k and \$100k	Above \$100k
Yes	7%	23%	4%	14%	12%	9%
No	93%	60%	90%	78%	80%	87%
Not sure	0%	17%	5%	8%	9%	4%
Unweighted N	151	172	102	186	139	92



If an initiative were put on a Missouri ballot to reverse the new ban on abortions in Missouri, making it legal for women to receive an abortion in Missouri, how would you vote?

Response	Full Result	Gender		Age				Race		
		Men	Women	18 - 29	30 - 44	45 - 64	65+	Whites	Blacks	All Non-whites
Would vote to continue the ban on abortions	40%	44%	35%	25%	25%	45%	49%	43%	15%	21%
Would vote to reverse the ban, making abortions legal in Missouri	48%	42%	54%	73%	63%	40%	37%	45%	70%	62%
Not sure	13%	14%	11%	2%	12%	15%	15%	12%	15%	17%
Unweighted N	447	214	233	41	95	188	123	380	44	67

Response	Party				Income		
	Democrat	Rep/Lean Rep	Indep	Don't Know	Below \$50k	Btwn. \$50k and \$100k	Above \$100k
Would vote to continue the ban on abortions	2%	69%	27%	2%	38%	42%	39%
Would vote to reverse the ban, making abortions legal in Missouri	90%	17%	48%	4%	49%	50%	45%
Not sure	8%	13%	15%	6%	13%	9%	16%
Unweighted N	131	178	107	31	192	135	82



Recently, Governor Mike Parson signed into law a bill that provides grants for one year to assist school districts in raising minimum starting teacher salaries from \$25,000 to \$38,000. The state program funds 70% of the cost of the raise, with the remaining 30% paid for by local districts. Would you support a law that made this state assistance permanent?

Response	Full Result	Gender		Age				Race		
		Men	Women	18 - 29	30 - 44	45 - 64	65+	Whites	Blacks	All Non-whites
I would support this Missouri state law becoming permanent	71%	74%	69%	88%	74%	65%	71%	71%	78%	74%
I would oppose this Missouri state law becoming permanent	13%	15%	11%	4%	8%	18%	15%	14%	6%	10%
Not sure	15%	11%	20%	8%	18%	17%	14%	15%	16%	16%
Unweighted N	900	409	491	79	200	370	251	783	76	117

Response	Party			Income		
	Democrats	Republicans	Independents	Below \$50k	Btwn. \$50k and \$100k	Above \$100k
I would support this Missouri state law becoming permanent	85%	65%	72%	73%	73%	72%
I would oppose this Missouri state law becoming permanent	3%	17%	13%	9%	13%	16%
Not sure	12%	18%	15%	18%	14%	12%
Unweighted N	282	350	209	378	274	174

Response	Education				Region					
	High School	Some Col.	4-Year Col.	Post-Grad	StL	KC	NW MO	NE MO	SW MO	SE MO
I would support this Missouri state law becoming permanent	64%	72%	77%	77%	74%	71%	67%	75%	68%	72%
I would oppose this Missouri state law becoming permanent	15%	14%	12%	10%	11%	11%	17%	13%	17%	15%
Not sure	21%	15%	10%	13%	16%	19%	16%	13%	15%	13%
Unweighted N	280	301	202	117	263	199	45	88	205	100



Do you agree or disagree with the following statements?...Allow students to enroll in public schools outside of their assigned school district.

Response	Full Result	Gender		Age				Race		
		Men	Women	18 - 29	30 - 44	45 - 64	65+	Whites	Blacks	All Non-whites
Agree	61%	63%	58%	65%	65%	57%	60%	57%	79%	80%
Disagree	25%	23%	27%	21%	19%	30%	25%	27%	12%	13%
Not Sure	14%	14%	15%	14%	16%	13%	15%	16%	9%	7%
Unweighted N	900	409	491	79	200	370	251	783	76	117

Response	Party			Income		
	Democrats	Republicans	Independent	Below \$50k	Btwn. \$50k and \$100k	Above \$100k
Agree	56%	62%	64%	64%	65%	49%
Disagree	27%	23%	24%	20%	24%	35%
Not Sure	17%	15%	12%	16%	11%	16%
Unweighted N	282	350	209	378	274	174



Do you agree or disagree with the following statements?...The state government should fund pre-kindergarten education.

Response	Full Result	Gender		Age				Race		
		Men	Women	18 - 29	30 - 44	45 - 64	65+	Whites	Blacks	All Non-whites
Agree	57%	53%	61%	66%	62%	54%	55%	55%	76%	70%
Disagree	29%	32%	26%	19%	26%	31%	33%	31%	14%	19%
Not Sure	14%	15%	12%							



Allow individuals who have not yet completed their training or earned a teacher certification to teach.

Response	Full Result	Gender		Age				Race		
		Men	Women	18 - 29	30 - 44	45 - 64	65+	Whites	Blacks	All Non-whites
Agree	29%	31%	27%	27%	25%	30%	32%	28%	39%	35%
Disagree	51%	47%	55%	54%	54%	46%	54%	52%	42%	46%
Not Sure	20%	22%	18%	19%	21%	24%	15%	20%	19%	20%
Unweighted N	900	409	491	79	200	370	251	783	76	117

Response	Party			Income		
	Democrats	Republicans	Independent	Below \$50k	Btwn. \$50k and \$100k	Above \$100k
Agree	31%	29%	25%	34%	26%	24%
Disagree	47%	51%	56%	41%	56%	60%
Not Sure	23%	20%	18%	24%	18%	16%
Unweighted N	282	350	209	378	274	174

Response	Education				Region					
	High School	Some Col.	4-Year Col.	Post-Grad	StL	KC	NW MO	NE MO	SW MO	SE MO
Agree	30%	30%	32%	20%	27%	27%	29%	38%	27%	32%
Disagree	45%	49%	55%	63%	55%	52%	57%	38%	51%	48%
Not Sure	25%	21%	14%	17%	18%	21%	14%	24%	21%	20%
Unweighted N	280	301	202	117	263	199	45	88	205	100

